

EMPLOYEES

Exhibit VIII. B.7.a


Attached are staffing tables for Low, Average and High revenue cases for each functional area of operation for the Gaming Facility, upon completion of construction.

Table VIII. B.7.a-1 is a summary table below for each model.

Following this summary page, are details, which include the following:


- Estimated number of positions by full-time and part-time positions, and full-time equivalents for each functional area
- A listing of each job classification, corresponding pay rate, and benefit expense

Table VIII. B.7.a-1. Staffing Summary for Low, Average, and High Revenue Cases




As described in **Exhibit X. B.1**, Human Resource Practices, the company will primarily focus recruitment efforts that are directed to the residents of Orange County, and secondarily, to those residents of the Hudson Valley in the counties of Ulster and Sullivan. Within these counties we will focus recruitment efforts in the municipalities with the highest levels of unemployment through collaborative efforts with various colleges and workforce development agencies, and a Casino Career Institute.


Based upon our experience at Resorts World New York which is located in Queens, NY, we anticipate on hiring approximately 60% from Orange County, and 85-90% from within the Hudson Valley region. Table VIII. B.7.a-2 below summarizes our relevant information.




EMPLOYEES




EMPLOYEES



EMPLOYEES




EMPLOYEES




EMPLOYEES




EMPLOYEES






EMPLOYEES




EMPLOYEES




EMPLOYEES




EMPLOYEES




EMPLOYEES




EMPLOYEES




EMPLOYEES




EMPLOYEES




EMPLOYEES




EMPLOYEES



EMPLOYEES



EMPLOYEES



EMPLOYEES

