

Exhibit VIII.C.6.a (Description of Proposed Gaming Area):

Submit as Exhibit VIII.C.6.a., a description of the proposed gaming area (or areas, if more than one is being considered). The description should include, but not be limited to, the following:

Please see Attachment [VIII.C.6.a.1](#) for the location and configuration of the gaming area facilities described below.

1. Square footage of each sub-area and a total for all gaming space.

	Machines	Tables	Sq. Ft.
Gaming	2,600	110	102,900
High Limit Gaming	150	25	10,600
Specialty Gaming Area	0	25	6,000
Poker	0	30	9,000
Total	2,750	190	128,500

2. Total number of planned table games, with a breakdown by game type and number of positions per table.

- 80 Blackjack
- 12 Craps
- 12 Roulette
- 15 Baccarat
- 30 Poker Derivatives
- 10 Pai Gow
- 1 Big Six
- 30 Poker
- 190 Total tables

3. Total number of slot machines.

2,750 Total Slot Machines

4. Number and description of other electronic gaming devices or specialty games being considered.

- 8 Electronic Blackjack
- 1 Electronic Roulette
- 1 Electronic Craps
- 10 Total (included in slot machine count)

5. Description of any special purpose rooms that are being considered (e.g. poker rooms, high-limit gaming areas, etc.)

The gaming facility will feature a high limit gaming area with an estimated 25 table games and 150 slots in a separate room from the main casino. The high limit will feature a small seating area and bar located adjacent to the VIP Lounge. Both areas will have access to a dedicated outdoor patio.

The Gaming Facility also will have a poker room with a separate entrance from within the main

casino. There will be an estimated 30 poker tables, and the room will include a dedicated reception area, cage and small seating area.

Please see Attachment [VIII.C.6.a.5](#) for the location & configuration of the facilities described above.

6. Layout of cage area, including number of windows, and a breakdown of special-use windows, if any.

In order to offer convenience to our guests and to adequately facilitate service for the number of table games players anticipated, the property will have two cages. The main cage accommodates 8 teller windows and 5 automatic teller machines, as well as a discreet employee transaction window. A second “satellite cage” located on the opposite side of the gaming floor has 4 teller windows plus 4 automated stations.

For the Cage team members, there are two independent areas to facilitate their transactions. One is located off the casino floor, where a Team Member will be able to bring change from the casino floor into the Employee Bank. From there, money can be transferred across a counter to the Cage attendant who logs the transaction and then turns it over to the Main Bank attendant where it is again counted and transferred to the lower level via a designated / secure elevator directly to the count area. Once the transfer occurs into the Soft Count room, the second independent Team Member has access to that room through an electronic ‘man trap’ that cannot be accessed without security clearance.

Please see Attachment [VIII.C.6.a.6](#) for the location and configuration of the facilities described above.

7. Description of size, layout, and location of count room.

Money from the Soft Count room is logged and stored. Removal is only done by guards with special clearance. As an additional measure of security, the perimeter walls and ceilings will include tightly spaced expanded metal lathe. The room is approximately 1,200 square feet. The count area has a separate, designated secure corridor connecting directly to the Armored Car Bay. The combined floor area designated for both cages and the count area is approximately 5,100 square feet.

Please see Attachment [VIII.C.6.a.7](#) for the location and configuration of the facilities described above.

8. Layout of players-club areas, include number of stations, location, etc.

The Player’s Club is centrally located in the casino and is highly visible and accessible for guests since it is located on the main casino floor. Guests will be greeted by a Team Member at one of the multiple stations at the club. The Team Member has access to a back room that will include an office and storage space for promotional events. The area is approximately 1,000 sq. ft.

Please see Attachment [VIII.C.6.a.8](#) for the location and configuration of the facilities described above.

9. Include description of any other gaming related amenities that are not included in this section but are relevant to operation.

Not applicable.

10. Phasing

The gaming facility will open at one time; it will not be phased.

INSERT SUB TAB PAGE HERE

Exhibit VIII.C.6.a.

Exhibit VIII.C.6.a. (Square footage of each sub-area and a total for all gaming space):

Submit as Exhibit VIII.C.6.a. a description of the proposed gaming area (or areas, if more than one is being considered.) The description should include, but not be limited to the following:

Attachments

Proposed Gaming Area
Gaming Area Sq. Footage Tabulations
Special Purpose Rooms
Cage Areas
Count Room
Cage and Count Area Sq. Footage Tabulations
Promotions Area



CASINO FLOOR

- CASINO FLOOR
- POKER ROOM
- HIGH LIMIT
- CASINO SUPPORT

0 10 30 60



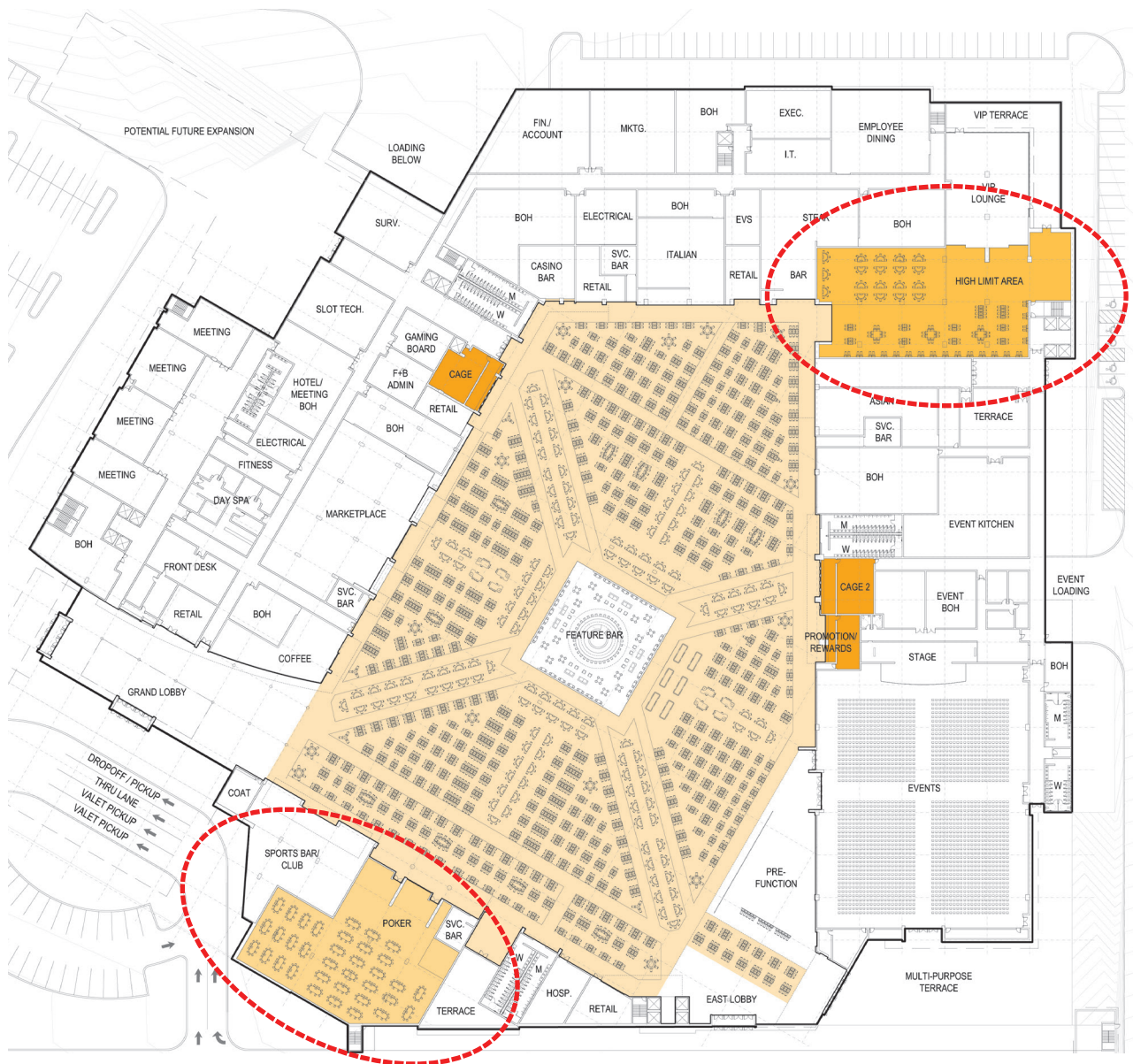
PROPOSED GAMING AREA

Exhibit VIII.C.6.a

THORNTON TOMASETTI - LANGAN - JAROS BAUM & BOLLES - PERKINS EASTMAN

Exhibit VIII.C.6.a.1 (Square Footage):

Gaming Spaces				
Space	Qty : Unit	S.F. / Unit	Area	Total
Gaming Area				102,900 s.f.
Machines	2,600 Machines	29	75,400	
Table Games	110 Tables	250	27,500	
Gaming Area Sub-Total				102,900 s.f.
Net/Gross Factor	Included Above			0 s.f.
Gaming Area Total				102,900 s.f.
High Limit Gaming Area				10,600 s.f.
Machines	150 Machines	29	4,350	
Table Games	25 Tables	250	6,250	
High Limit Gaming Area Sub Total				10,600 s.f.
Net/Gross Factor	Included Above			0 s.f.
High Limit Gaming Area Total				10,600 s.f.
Specialty Gaming Area				6,000 s.f.
Machines	0 Machines	29	0	
Table Games	25 Tables	240	6,000	
Specialty Gaming Area Sub-Total				6,000 s.f.
Net/Gross Factor	Included Above			0 s.f.
Specialty Gaming Area Total				6,000 s.f.
Poker Gaming Area				8,950 s.f.
Poker Tables	30 Tables	280	8,400	
Poker Host	1 Areas	150	150	
Service Counter	1 Areas	100	100	
Poker Teller Window	1 Areas	200	200	
BOH	1 Areas	100	100	
Poker Gaming Area Sub-Total				8,950 s.f.
Net/Gross Factor	Included Above			0 s.f.
Poker Gaming Area Total				9,000 s.f.



CASINO FLOOR

- CASINO FLOOR
- POKER ROOM
- HIGH LIMIT
- CASINO SUPPORT



SPECIAL PURPOSE ROOMS

Exhibit VIII.C.6.a.5

PERKINS EASTMAN - LANGAN - THORNTON TOMASETTI - JAROS BAUM & BOLLES - CLEO DESIGN



CASINO FLOOR

- CASINO FLOOR
- POKER ROOM
- HIGH LIMIT
- CASINO SUPPORT

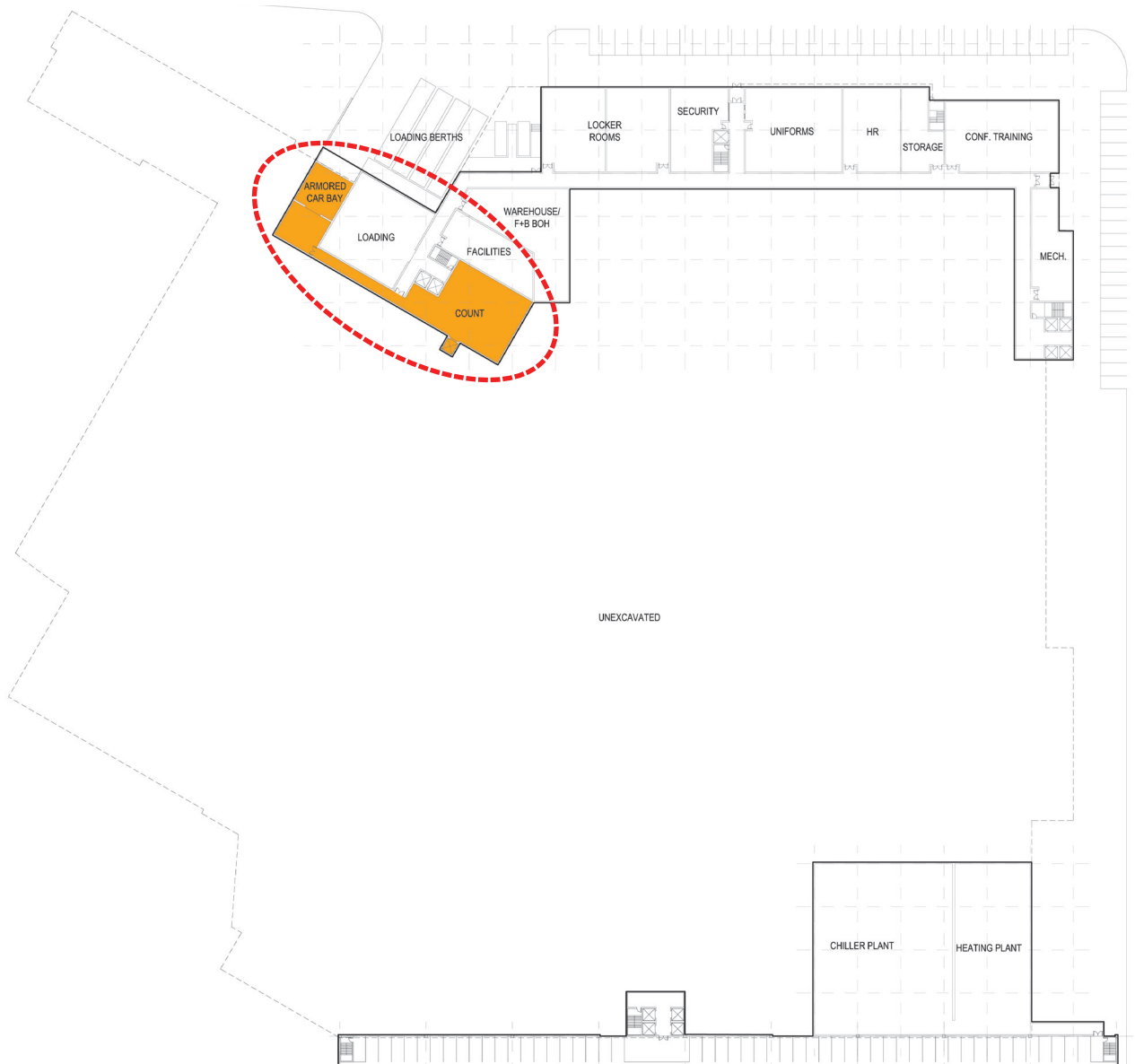
0 10 30 60



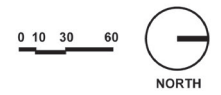
CAGE AREAS

PERKINS EASTMAN - LANGAN - THORNTON TOMASETTI - JAROS BAUM & BOLLES - CLEO DESIGN

Exhibit VIII.C.6.a.6



- CASINO FLOOR**
- CASINO FLOOR
 - POKER ROOM
 - HIGH LIMIT
 - CASINO SUPPORT



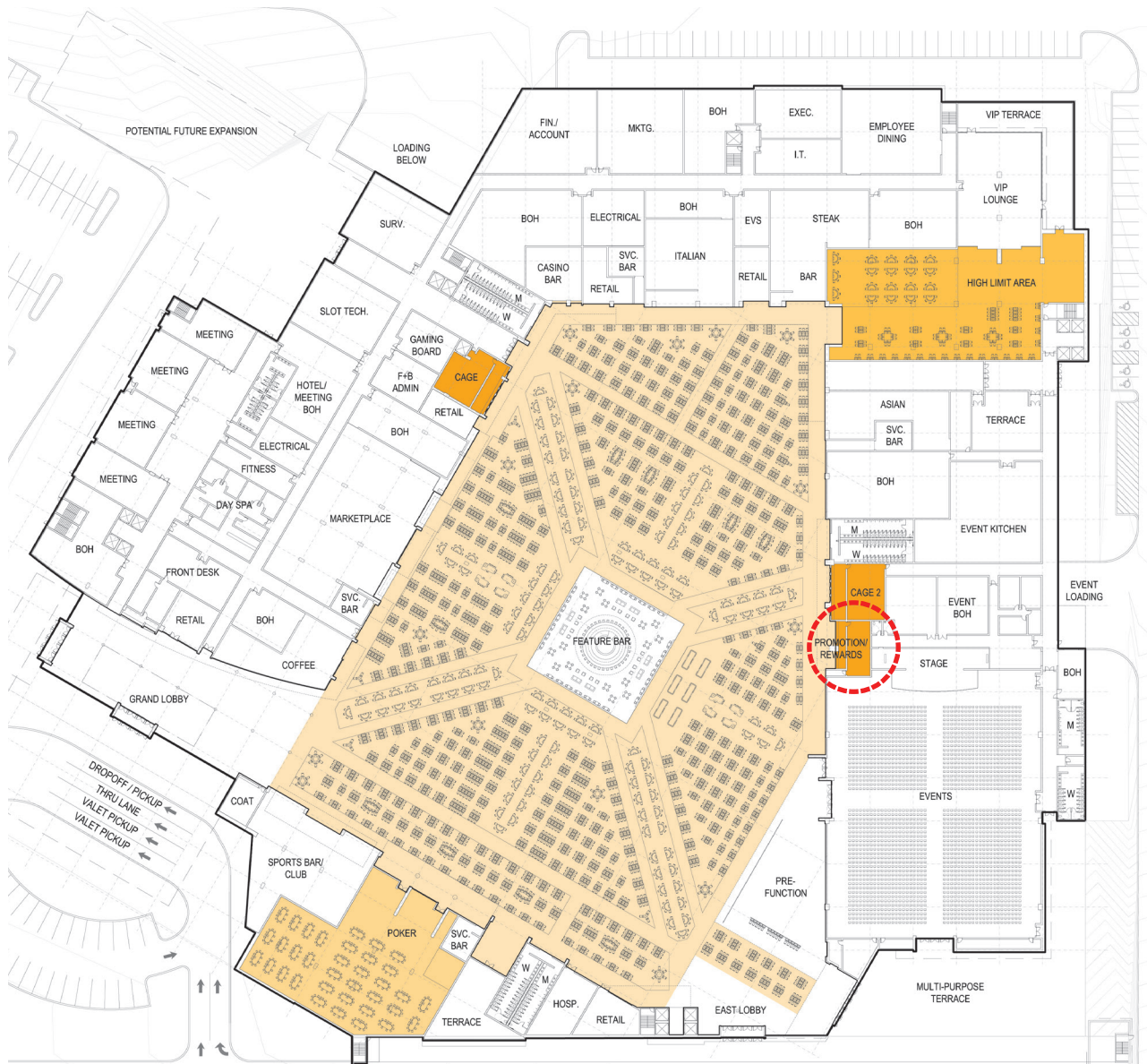
COUNT ROOM

Exhibit VIII.C.6.a.7

PERKINS EASTMAN - LANGAN - THORNTON TOMASETTI - JAROS BAUM & BOLLES - CLEO DESIGN

Exhibit VIII.C.6.a.6 & 7 (Cage & Count Area Square Footage):

Space	Qty : Unit	S.F. / Unit	Area	Total
Main Cage				3,320 s.f.
Security Podium	1 Areas	120	120	
Cashiers	8 Windows	50	400	
Self-Service	5 Windows	50	250	
Employee Window	1 Areas	80	80	
Cage Manager	1 Office	150	150	
Staff Workstations	1 Areas	200	200	
Entry Vestibule	1 Areas	120	120	
Count Room	1 Areas	1,200	1,200	
Compressor Room	1 Room	50	50	
Main Bank	1 Room	250	250	
Employee Bank	1 Room	150	150	
Card & Dice Storage	1 Areas	50	50	
Restroom	1 Room	50	50	
Armored Car Bay	1 Areas	250	250	
Main Cage / Count Sub-Total				3,320 s.f.
Net / Gross Factor	@ 30%			1,000 s.f.
Main Cage / Count Total				4,300 s.f.
Satellite Cage				600 s.f.
Cashiers	4 Windows	50	200	
Self-Service	4 Windows	50	200	
Bank	1 Areas	150	150	
Entry Vestibule	1 Areas	50	50	
Restroom	Rooms	50	0	
Satellite Cage Sub-Total				600 s.f.
Net / Gross Factor	@ 30%			180 s.f.
Satellite Cage Total				800 s.f.



CASINO FLOOR

- CASINO FLOOR
- POKER ROOM
- HIGH LIMIT
- CASINO SUPPORT



PROMOTIONS AREA

PERKINS EASTMAN - LANGAN - THORNTON TOMASETTI - JAROS BAUM & BOLLES - CLEO DESIGN

Exhibit VIII.C.6.a.8